

# MILITARY GRADE IP65 FRONT PANEL MOUNT LCD

**MILITARY GRADE, IP65 FRONT PANEL MOUNT OSD AT FRONT BEZEL**  
23.8" - 1920x1080, LED-250 nits, VGA, HDMI, DP, WV(178°/178°), WT(-32~55C)  
Built-In PCAP touch MIL-STD-810 (Vibration/ Shock) MIL-STD-461 (EMI/EMC)  
Built-In Speakers  
Power 9~36V DC

**Model: EMPMW238TCA1**



## FEATURES:

- **Modular Mechanical Design:** Enables flexible product configuration and simplifies maintenance.
- **Built-in PCAP Touch Screen:** Ideal for interactive applications requiring precise input.
- **Auto-brightness sensor available, enabling** optimal visibility in both day and night environments.
- **MIL-STD-810 (Vibration/ Shock)**
- **MIL-STD-461 (EMI/EMC)**
- **Built-In Speakers**
- **Power 9~36V DC**

## SPECIFICATIONS:

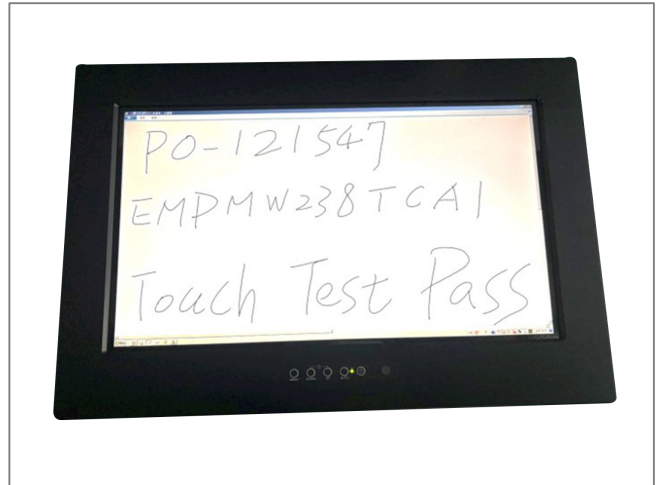
|                         |   |
|-------------------------|---|
| Cell Type               | TFT LCD                                       |
| Glass Surface           | Black Anti-Glare, low reflection coating      |
| Aspect Ratio            | Wide  |
| Size                    | 23.8" viewable diagonal area                  |
| Active Area             | 527.04(H) x 296.46(V) mm                      |
| Pixel Pitch             | 0.2745(H) x 0.2745(V) mm                      |
| Native Resolution       | 1920(H) x 1080(V)                             |
| Colors                  | 16.7M   |
| Brightness              | 250   |
| Contrast                | 3000 : 1                                      |
| Response Time           | ≤ 16 ms                                       |
| Viewing Angle (typical) | H. 178°(- 89°~ + 89°) , V. 178°(- 89°~ + 89°) |
| Light Source            | LED backlight, Long life, 35,000 hrs (typ)    |

*\*Specifications subject to change without notice, not responsible for typographical errors.*



| CERTIFICATION  |   |
|--|---|
| FCC , CE   |   |
| INPUT TERMINALS  |   |
| 1 x VGA, 1 x HDMI, 1 x DP, 1 x PC Audio (Stereo Headphone Jack) , 1 x DC Power Plug  |   |
| CONVENIENT FEATURES  |   |
| Auto Calibration , Back Light Adjustment , Plug&Play (VESA DDC/CI, DDC 2B) , OSD Multi-Languages , Wall Mount Ready (VESA Dimension - please refer to Drawing) |   |
| POWER  |   |
| 9~36V DC   |   |
| POWER CONSUMPTION  |   |
| Operation / Power Saving   | 13.4 watt , < 1 watt (Support DPMS)                       |
| OPERATING CONDITION  |   |
| Temperature / Humidity   | -32°C ~ 55°C (25.6°F ~ 131°F), 10%~ 90% (no condensation) |
| STORAGE CONDITION  |   |
| Temperature / Humidity   | -30°C ~ 80°C (-22°F ~ 176°F), 10%~ 90% (no condensation)  |
| DIMENSIONS   |   |
| Physical   | Please refer to Drawing                                   |
| Carton   | W x H x D = TBD   |
| WEIGHT   |   |
| N.W. / G.W.  | TBD/TBD   |
| CONTAINER LOADED   |   |
| 20ft / 40ft / 40ft HQ  | TBD (Sets , By pallet)                                    |

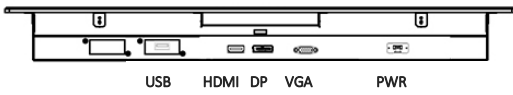
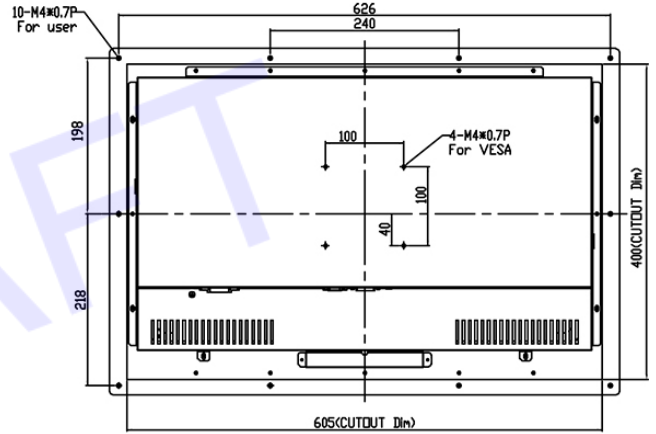
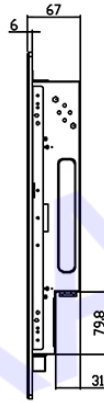
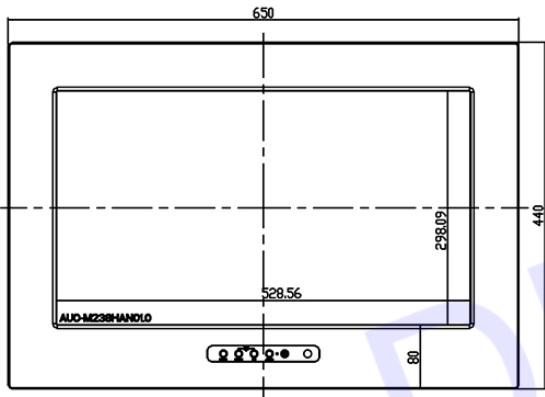
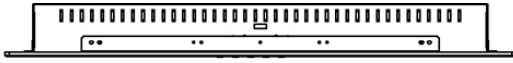
**ACTUAL PICTURES:**



Reference: SO 121547 | Model: EMPMW238TCA1

# MECHANICAL DRAWING:

This is subject to change without Notice. Final Drawings Will be Provided for Approval after Order.



Drawing No.: EMPMW238TCA1-03122026-V1