

ALL IN ONE Panel PC TOUCH

**15.6" Industrial Panel PC IP65 Front 1920x1080, 250nits
Panel Mount (with 3mm front bezel) / Clamp VESA mount
Resistive Touch**

Model: EMCW1560HD-i7-SM1



FEATURES:

- Panel PC IP65 Front
- 15.6" industrial panel / 1920 x 1080 / 250 nits
- Panel Mount (with 3mm front bezel) / clamp VESA mount
- Resistive Touch / Front IP65
- Fan design
- JNC8H-H310 / i7-8700T (12M Cache, up to 4.00GHz, TDP 25W, 8th Generation Intel® Core™ i7 Processors) / RAM 8GB / HDD 500GB
- Rear I/O : VGA x1, HDMI x1, LAN x2, USB (3.0) x4, Audio (Line-out, MIC) x1 and DC Jack
- 100-240VAC power cord
- Win 10 LTSC 2019
- Front Bezel 450mm x 305mm Cut out 410.4mm x 266mm

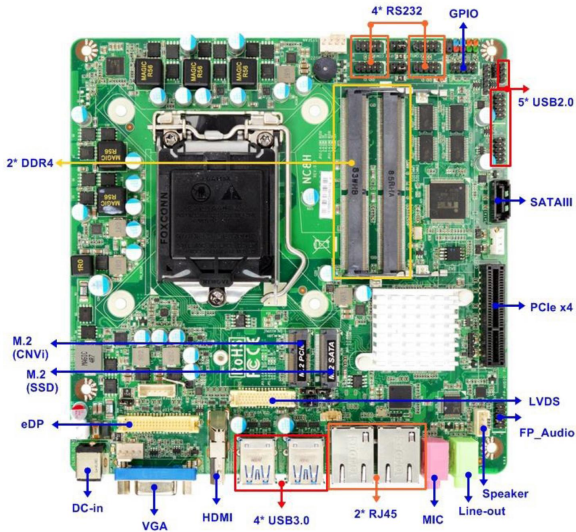
SPECIFICATION:

Panel	Cell Type / Glass Surface	TFT LCD / Black Anti-Glare, low reflection coating
	Aspect Ratio / Size	Wide / 15.6" viewable diagonal area
	Active Area / Pixel Pitch	345.40(H) x195(V) mm / 0.1793(H) x 0.1793(V) mm
	Native Resolution / Colors	1920(H) x 1080(V) / 16.7M
	Brightness / Contrast	250 cd/m ² (typ) / 500 : 1
	Response Time	< 12 ms
	Viewing Angle (typical)	H.90° (- 45° ~ + 45°) , V. 65° (- 40° ~ + 25°)
	Light Source	LED backlight, Long life, 35,000 hrs (typ)
Power	Power Input	12VDC Input with 100~240VAC power adapter
	Power Consumption	22.5 Watt, <1 Watt
Operating Condition	Temperature / Humidity	0°C ~ 50°C (32°F ~ 122°F) , 10% ~ 90% (no condensation)
Dimensions	Physical	Please refer to Drawing
	Carton	W x H x D = TBD

Options	Touch	Video / TV	Enhanced Panel	Others
	Resistive touch	SV + AV	Panel with LED backlight	Digital Signage(Stand alone)
	Capacitive touch	SV + AV + AV_Looping	High brightness panel	Networking Digital Signage
	SAW touch	SV + AV + TV	Wide Temperature	Motion Sensor
	Infrared touch		Sunlight Readable	Light Sensor
	Protected glass			Auto-Dimming

**Specifications subject to change without notice, not responsible for typographical errors.*

MOTHERBOARD SPECS:



FEATURES:

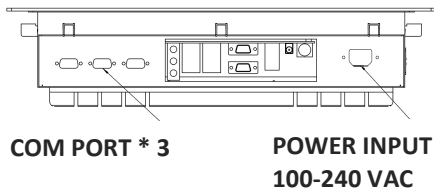
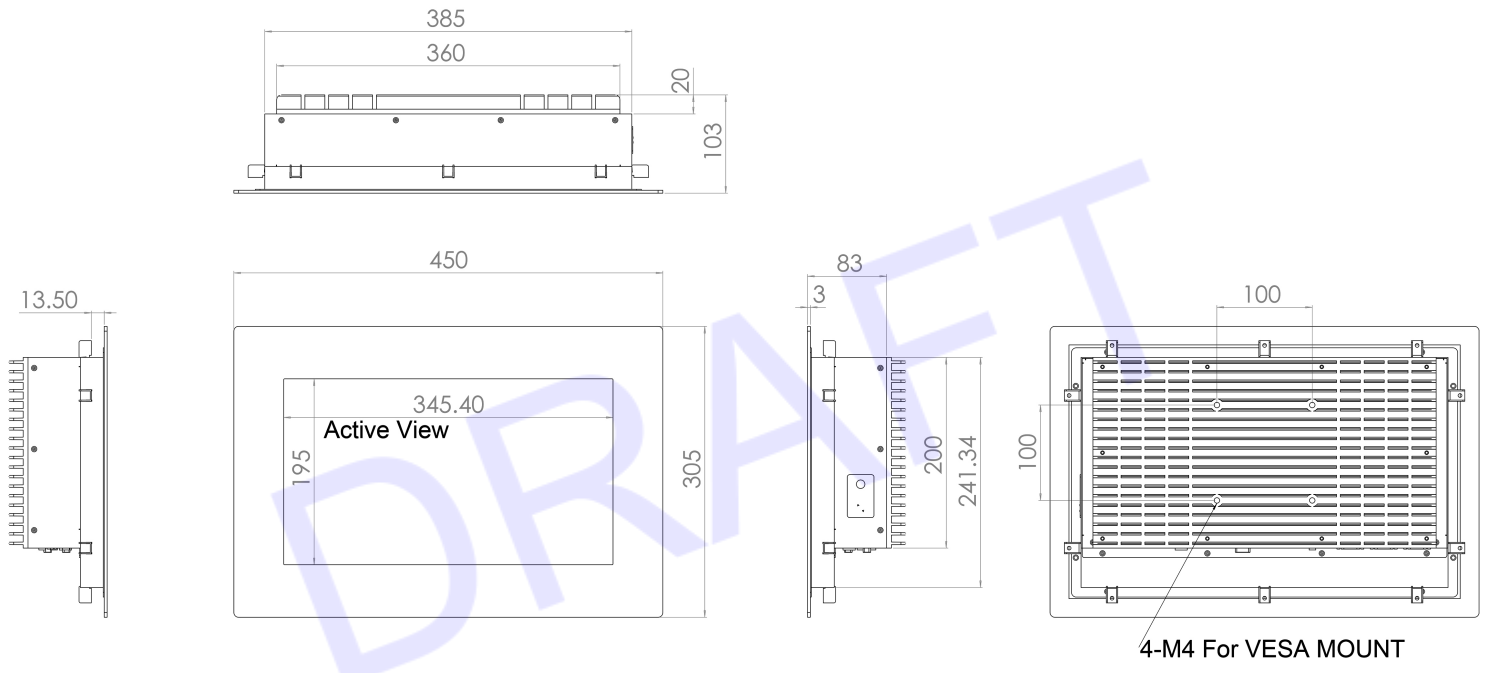
- Intel® LGA1151 Socket Core 13,15,17 Pentium Processor (Max 65W)
- Intel® Coffee Lake-S H310 Chip
- Support Single Channel DDR4 2133MHz, up to 64GB
- Realtek ALC662VD Audio
- 1* Intel® 1219-V + 1* Intel® i211AT GbE
- 1* SATAIII (6Gb/s) & M.2 (M key 2242)
- HDMI/VGA/EDP (CO-lay LVDS) Output
- 4* RS232 (COM1/2 Support 5V/12V TTL), 4* External USB3.0, 5* Internal USB2.0
- 1* PCIe x4 Slot, 1* M.2 E key Support CNVi
- DC 12~24V Input
- Thin MINI ITX Form Factor (170 *170 mm)

Form Factor	
Dimensions	- Thin Mini ITX (170 * 170mm)
Processor System	
CPU	- Intel® LGA1151 Series Processor (Max. 65W)
Core Number	- by CPU
Max Speed	- by CPU
L2 Cache	- by CPU
Chipset	-H310
BIOS	-AMI 128M Flash ROM
Expansion Slot	
M.2	-1 (E key 2230,Support CNVi) -1 (M Key 2242)
SATA	-1
PCI-e	-1 * PCI-E x4 slot
Memory	
Technology	- Single channel DDR4 2133MHz DRAM
Max.	-64GB
Socket	-2* SO-DIMM
Graphics	
Controller	- Intel® HD Graphics
VRAM	- Shared Memory
VGA	-1 (Max. Resolution: 1920x1200@60Hz)
LVDS	-1 (Co-lay eDP, Max. Resolution: 1920x1080@60Hz)
eDP1.3	-1 (Co-lay LVDS, Max. Resolution: 4096x2304@60Hz)
HDMI 1.4	-1 (Max Resolution : 4096x2160@30Hz)
Multi Display	- Dual Display
Ethernet	
Ethernet	-10/100/1000 Mbps
Controller	- Intel® 1219-V + i211AT Gigabit LAN
Connector	- 2* RJ 45
Audio	
CODEC	- HD Audio : Realtek ALC662VD
Channel	- Line-Out, MIC
SATA	
Max Data Transfer Rate	-1* SATAN 1 (6.0Gb/s)

Rear I/O	
VGA	-1
HDMI	-1
Ethernet	-2
USB	- 4 * USB 3.0
Audio	-1 (Line-out, MIC)
DC-input	-1
Internal Connector	
USB	-5 (USB 2.0)
PS/2	-1
LVDS / inverter	-1 (Co-lay eDP)
eDP	-1
Serial	- 4 (COM1/2 Support 5V/12V TTL)
SATA	-1* SATAN 1 (6.0Gb/s)
M.2	- 2 (M key + E key)
GPIO	-1 (8 bit)
Chassis intrusion	-1
Audio Header	-1
SMBUS/I2C	-1
AT mode	-1
Watchdog Timer	
Output	- From Super I/O to drag RESETCON#
Interval	- 256 segments (IOsec ~ 255min)
Power Requirements	
Input PWR	-12 ~ 24V DC-in
Power On	AT/ATX Supported -AT : Directly PWR on as Power input ready -ATX: Press Button to PWR on after Power input ready
Certifications	
Certifications	- CE, FCC, RoHS, REACH
Environment	
Temperature	- Operating: 0°C~60°C - Storage: -20°C~85°C
Warranty	
Warranty	- 2 Years Limited Warranty
Packing	
Packing	-Net Weight: -Gross Weight: -Color Box dimension: 362*290.5*65mm

MECHANICAL DRAWING:

This is subject to change without Notice. Final Drawings Will be Provided for Approval after Order.



Drawing No.: EMCW1560HD-i5-SM1-08152022-V1