

INDUSTRIAL CHASSIS/WALL MOUNT METAL HOUSING

Model: ECHW2155D-FHD-PCT-V1

21.5" LCD Monitor 1920 x 1080, 300 nits VGA Input, Side OSD with Projective Capacitive Touch (1-2mm) USB Controller DA010, Integrated LCD controller board with Video input HDMI x1, Display port x1, VGA x1, Audio 2W x2

ECH Series: Industrial Chassis Wall/Surface Mount Metal Housing LCD Monitor
(Optional Integrated Touch Screen/PC/ DC Input/Front NEMA4x/Front Stainless steel bezel and more...)

FEATURE HIGHLIGHTS:




Metal Chassis/Housing for higher Impact protection.
(Optional for Front AR Glass or Vandal Resistant glass)

Built-in speaker built-in speakers that allow the convenience Audio output.

Side OSD buttons can prevent unnecessary setting changes.

Above 24" LCD will include Front IR Sensor and Remote controller.

Auto Video Signal ON / OFF
Auto Always Power On



Ultra low speed/Noise fan for extra cooling
(24" LCD or above)

VESA Mounting Hole Pattern

Reliable built-in Power supply for 15" or above
(Optional for 9-36V DC input)



Standard VGA Input
(Optional for DVI, HDMI, AV, BNC, AV looping and SDI)

Optional for RS232 Remote Control Protocol: Command Code to set system

Model: ECHW2155D-FHD



FEATURES:

- Modular mechanism design provides flexible product configuration and easy maintenance.
- Optional ultra high brightness panel.
- Option with auto-brightness sensor offers application in day and night.
- Optional to built-in touch screen for interactive application.
- Complete custom design/solution for OEM customers
- Auto Power On: Monitor is always "ON" when connect to power.
- Auto Video Signal On: Monitor (Backlight) will turn off when no video signal, but it will Auto turn back on.

SPECIFICATION:

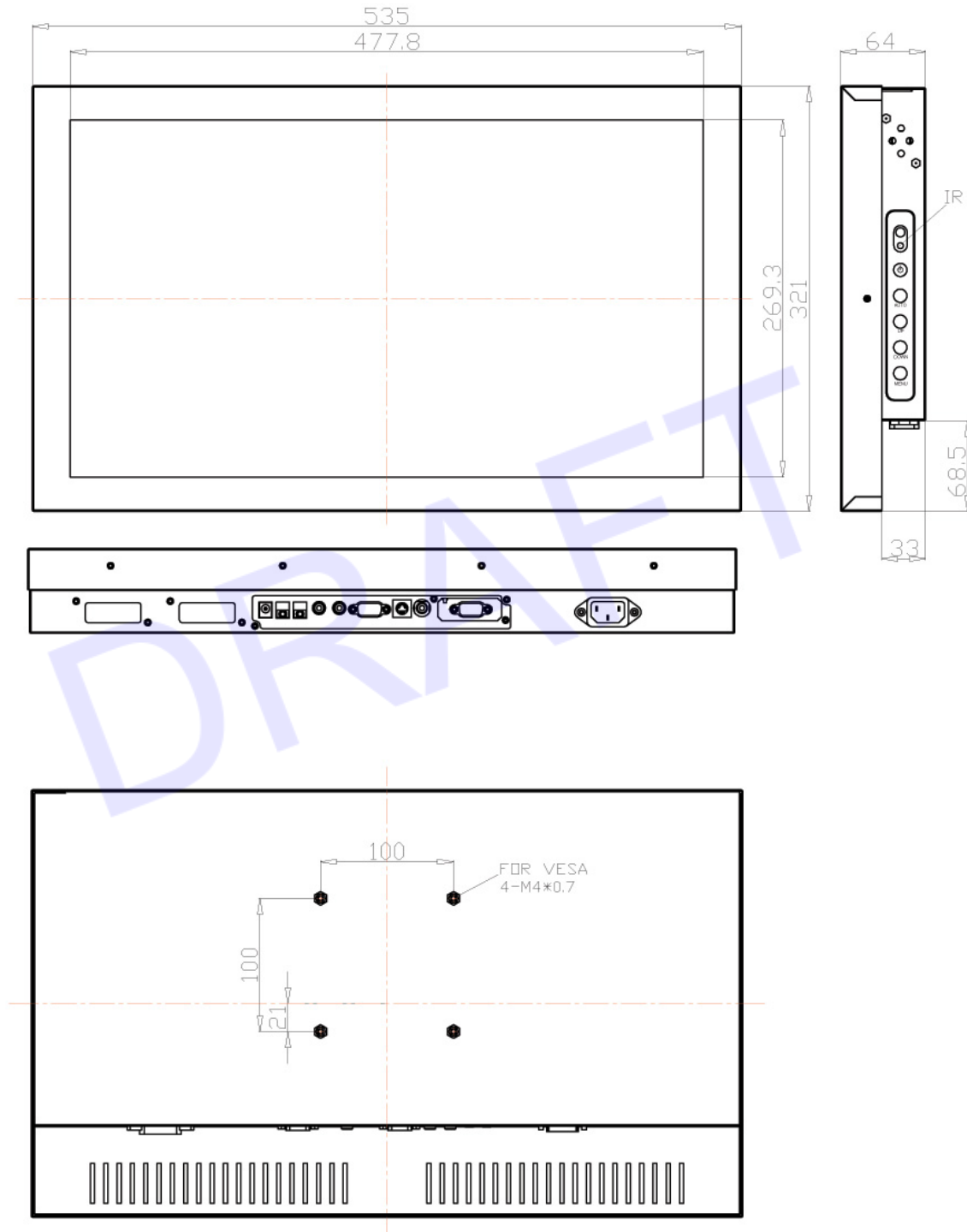
Panel	Cell Type / Glass Surface	TFT LCD / Black Anti-Glare, low reflection coating	
	Aspect Ratio / Size	Wide / 21.5" viewable diagonal area	
	Active Area / Pixel Pitch	476.64(H) x 268.11 (V) mm / 0.248(H) x 0.248(V) mm	
	Native Resolution / Colors	1920(H) x 1080(V) / 16.7M	
	Brightness / Contrast	300 cd/m ² (typ) / 1000 : 1	
	Response Time	≤ 5 ms	
	Viewing Angle (typical)	H.170° (- 85° ~ + 85°) , V. 160° (- 80° ~ + 80°)	
	Light Source	LED backlight, Long life, 35,000 hrs (typ)	
Input Sources	PC System	Signal	Analog RGB (0.7/1.0 V _{p-p} , 75 ohms)
		Sync	Separate Sync, Composite Sync, Sync On Green
		Frequency	F _h : 30 - 82Khz , F _v : 50 -75Hz
	Audio System	2W speaker x 2	
Input Terminals	VGA Input, Integrated LCD Controller Board HDMI x1, Display port x1, VGA x1, Audio 2W x2		
Convenient Features	Auto Calibration , Back Light Adjustment , Plug&Play (VESA DDC/CI, DDC 2B)		
	OSD Multi-Languages , Wall Mount Ready (VESA Dimension - please refer to Drawing)		
Power	Internal power supply with universal / Auto-Sensing, AC90 to 260V, 50/60 Hz		
Power Consumption	Operation / Power Saving	26.25 watt , < 1 watt (Support DPMS)	
Operating Condition	Temperature / Humidity	0°C ~ 50°C (32°F ~ 122°F) , 10% ~ 90% (no condensation)	
Storage Condition	Temperature / Humidity	- 20°C ~ 60°C (- 4°F ~ 140°F) , 10% ~ 90% (no condensation)	
Certification		FCC , CE	
Dimensions	Physical	Please refer to Drawing	
	Carton	W x H x D = TBD	
Weight	N.W. / G.W.	8 Kgs / 9 Kgs	
Container Loaded	20ft / 40ft / 40ft HQ	TBD (Sets , By pallet)	

Options	Touch	Video / TV	Enhanced Panel	Others
	Resistive touch	SV + AV	Panel with LED backlight	Digital Signage(Stand alone)
	Capacitive touch	SV + AV + AV_Looping	High brightness panel	Networking Digital Signage
	SAW touch	SV + AV + TV	Wide Temperature	Motion Sensor
	Infrared touch		Sunlight Readable	Light Sensor
	Protected glass			Auto-Dimming

**Specifications subject to change without notice, not responsible for typographical errors.*

MECHANICAL DRAWING:

This is subject to change without Notice. Final Drawings Will be Provided for Approval after Order.



Drawing No.: ECHW2155D-FHD-PCT-V1-07062022-V1

LCD OPTIONS:



LED Backlight Options

Introducing LED backlight options for monitors for energy efficiency and a brighter screen.



TouchScreen Options

Our LCD has a wide selection option to choose which touchscreen technology suits for you.


	Four-Wire Resistive	Five-Wire Resistive	Pen Touch	Capacitive	Surface Wave(Saw)	Infrared Touch (Ir)
PRODUCT SIZE	1.7" - 24"	10.4" - 24"	15" - 19"	12" - 24"	10.4" - 30"	10.4" - 42"
TOUCH LIFE	1 - 2 million touches	30 - 35million touches	100 million touches	100 million touches	50 million touches	Long-term reliability
SCRATCH RESISTANCE	Hard Coated	Hard Coated	Hard Coated (SiO ₂)	Hard Coated (SiO ₂)	Glass Overlay Moh's hardness rating of 7	Glass Overlay Moh's hardness rating of 7
CONTAMINANT RESISTANCE	Resists moisture, dirt, vinegar, ammonia based food products and cleansers	Resists moisture, dirt, vinegar, ammonia based food products and cleansers	Resists moisture, dirt, vinegar, ammonia based food products and cleansers	Resists moisture, dirt, vinegar, ammonia based food products and cleansers	Resists moisture, dirt, vinegar, ammonia based food products and cleansers	Resists moisture, dirt, vinegar, ammonia based food products and cleansers
INPUT METHOD	Finger, Gloved Hand, Stylus	Finger, Gloved Hand, Stylus	Stylus Pen	Finger	Finger, Gloved Hand, Soft pliable stylus	Finger, Gloved Hand, Stylus
CONTROLLER	USB, RS232	USB, RS232	USB, RS232	USB, RS232	USB, RS232	USB, RS232



VIDEO Input Options:


For Video inputs options:

DVI, DVI+HDMI, SVideo+AV, SVideo+AV+DVI, AV+Looping, DVI+AV+Looping, HD-SDI, BNC(PAL/NTSC)



Optical Bonding Options

- Optical Bonding provides the best reduction of ambient light washout of any commercially available enhancement technology.
- Optical Bonding has a lower cost than most other competing technologies.
- Optical Bonding offers superior ruggedization, enhancing the display durability under vibration, shock and other environmental extremes.




RS-232 Remote Control Options

Remote Control Protocol: Command Code to set system



9-36V DC Input Options

iTech offers a selection of DC input from 9V to 36V



Light Sensor and Motion Sensor Options

iTech LCD offers Light and Motion Sensor

Privacy Filter

Front Glass Options:

- Anti Reflective AR Glass 3mm
- Anti Reflective AR Glass 6mm Vandal-Resistance
- Anti Reflective AR Glass 8mm Vandal-Resistance
- Anti Glare AG Glass 3mm