

TEST REPORT

Report No.: HC20128/2010

Page: 1 of 6

Date: March 12, 2010

iTech Company LLC
41758 Christy Street,
Fremont CA 94538 USA

The following merchandise was submitted and identified by the vendor as:

Product Description: 20.1 Multimedia LCD Monitor

Style/ Item No.: WMRM920-PIP/ No. 1

Quantity: Total 1 set

Testing Period: Mar. 5, 2010 to Mar. 8, 2010

We have tested the submitted sample(s) as requested and the following results were obtained:

Test Required: (According to client's test specification, please see following sheets in detail.)

1 .Storage Low Temperature test

Test Results : -PLEASE SEE ATTACHED SHEETS-



Terence Hsieh
Manager - Operation

1. Storage Low Temperature test:

Test Equipment:

Name	Brand	Model	Serial No.
Programmable Temperature & Humidity Chamber	KSON	THS-D6S-150	3499

Lab Environmental Conditions:

Ambient temperature: $25 \pm 3^\circ\text{C}$

Relative humidity: $55 \pm 20\% \text{RH}$

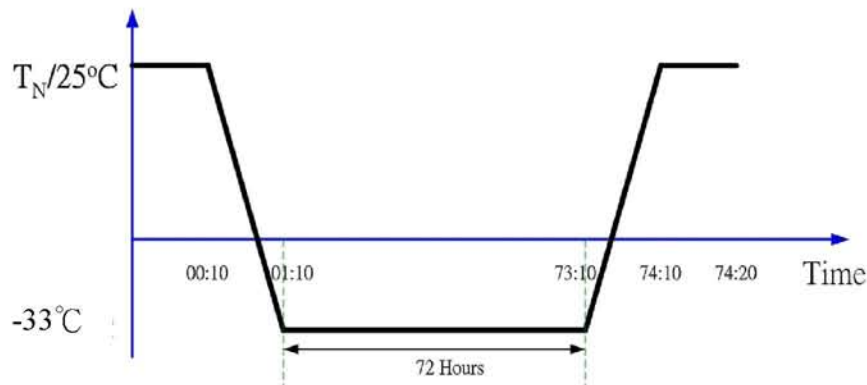
Test Method/ Specification:

Test method: Reference to MIL-STD-810G, Method 502.5 Test Selecting Produces: Procedure I, Storage, Mild Cold (C0), Table 502.5-I. (Summary of Low temperature diurnal cycle range)

Temperature: -33°C

Test duration: For a period of 72 Hours

Test Temperature [$^\circ\text{C}$]



Note : Normal ambient temperature T_N

Test Method/ Specification--Continued:

- Sample condition: Storage
- Examine the appearance of specimen(s) by visual check and perform functional check after this test.
- Functional check: Connect the specimen with rated power then examine whether the display function of specimen could be work normally or not.
- After the preconditioning time, the temperature cycle is started at normal ambient temperature T_N and run as shown in Fig.1. The equipment in its low (Cold) temperature mode, shall exposed to daily low temperature cycles between 72 Hours at -33°C . The equipment shall withstand the required environmental conditions and shall meet, without any functional damage, all performance requirements after being exposed to 1 cycles of low temperatures, as illustrated in Figure 1. Performance check: Running Window XP with stress software BCM diagnostics Pro version 2.30.

Specimen:







Style/ Item No. : WMRM920-PIP/ No. 1

Quantity : total 1 set


Test Result:

Check Item Style/Item No.	Appearance check (Visual check)	Functional Check & Performance Check
WMRM920-PIP/ No. 1	No visible damage	Normal

Test Photos:

	
<p>1. Appearance of specimen (WMRM920-PIP)</p>	<p>2. Appearance of specimen (WMRM920-PIP)</p>
	
<p>3. Appearance of specimen (WMRM920-PIP)</p>	<p>4. Appearance of specimen (WMRM920-PIP)</p>
	
<p>5. Appearance of specimen (WMRM920-PIP)</p>	<p>6. Appearance of specimen (WMRM920-PIP)</p>

Test Photos--Continued:



— — — The End of Test Report — — —