

1U 19" Widescreen LCD Console Drawer 1400x900 with
VGA + DVI-D + SDI Video Input / USB KB / MS with 104 Key
Notepad keyboard w/ Touchpad (e)

Model: NW119e-SDI



FEATURES:

- 1U 19" widescreen LCD console drawer
- 1440 x 900 native resolution / 16.7M colors
- VGA + DVI-D + SDI video input / USB KB / MS
- 104-key keyboard with either touchpad or trackball
- Short depth design of 460mm
- One Man installation design
- New enhanced aesthetics with molded front handle
- 2-year standard warranty (upgradable up to 5 years)

SPECIFICATIONS:

Console Port	
Video input	VGA + DVI-D + SDI
KB / MS	USB interface
VGA console 6ft cable : NB-6A	Drawer end : DB-15 + USB type A x 2 Server end : DB-15 + USB type A x 2
or	
DVI-D console 6ft cable : CV-6A	Drawer end : DVI-D + USB type A x 2 Server end : DVI-D + USB type A x 2

LCD Panel	
Panel size (diagonal)	19"
Native resolution	1440 x 900
Brightness (cd/m ²)	250
Contrast ratio (typ.)	1000 : 1
Colors	16.7 M
Viewing angle (L/R/U/D)	85/85/80/80
Response time (ms)	5
Dot pitch (mm)	0.2835
Display area (mm)	408.24H x 255.15V
Surface treatment	Anti-glare
Surface hardness	3H
Backlight type	LED
MTBF (hrs)	30,000

Mounting Distance	
Single console drawer	470 ~ 700 mm 18.5 ~ 27.6 inch
Console w/ KVM drawer	470 ~ 800 mm 18.5 ~ 31.5 inch

Audio Option		
Input	Connector	3.5mm stereo jack
	Impedance / Power level	30kΩ / 750mV
Output	Connector	3.5mm stereo jack
	Resistance / Power level	30kΩ / 2.8V
Speaker	Dual stereo	2W x 2

OPTIONS

- Front USB hub port for device access
- HDMI 1.4 + Audio input & output
- HDMI 1.4 video input
- 3G / HD / SD-SDI Broadcast-grade input
- S-Video + Composite
- DC power : 12V / 24V / 48V / 125V
- MAC or SUN Micro keyboard options available

Power		
Input	Auto-sensing 100 to 240VAC, 50 / 60Hz	
Consumption (console / KVM)	Screen on	Max. 20W / Max. 55W
	Power saving mode	Max. 2W / Max. 34W
	Power button on	Max. 1W / Nil

Environment	
Operating temp.	0 to 55°C degree
Storage temp.	-20 to 60°C degree
Operating humidity	20~90%, non-condensing
Storage humidity	5 ~90%, non-condensing
Operating altitude	16,000 ft
Non-operating altitude	40,000 ft
Shock	10G acceleration (11ms duration)
Vibration	10~300Hz 0.5G RMS random vibration

Compliance	
EMC	FCC & CE certified
Safety	c UL us & CE / LVD certified
Environment	RoHS2 & REACH compliant

Physical		
Dimensions: (W x D x H)	Single console	442 x 460 x 44 mm 17.4 x 18.1 x 1.73 inch
	Console w/ KVM	442 x 580 x 44 mm 17.4 x 22.8 x 1.73 inch
Packing (W x D x H)	Single console / Console w/ KVM	590 x 808 x 140 mm 23.2 x 31.8 x 5.5 inch
Net weight	Single console	11.5 kg / 25.3 lb
	Console w/ KVM	12.5 kg / 28 lb
Gross weight	Single console	16 kg / 35.2 lb
	Console w/ KVM	18.1 kg / 39.8 lb

*Specifications subject to change without notice, not responsible for typographical errors.

Modified Date: 05-04-2022

MODELS with KVM

2K KVM	IP	Remote	8-port	
	0	0	NW119-D8	

2K KVM Cable



NK6D (6 ft)
DVI-D KVM cable



NK6H (6 ft)
HDMI KVM cable

Resolution Support **: 16:9 - max. 2560 x 1440
16:10 - max. 1920 x 1200
4:3 - max. 1600 x 1200

DVI-D KVM	IP	Remote	12-port	
	0	0	NW119-D12	

DVI-D USB KVM Cable

Resolution Support **: 16:10 - max. 1920 x 1200
16:9 - max. 1920 x 1080
4:3 - max. 1600 x 1200



NI - 6 (6 ft)
NI - 15 (15 ft)

Matrix CAT6 KVM	IP	Remote	8-port	16-port	32-port
	1	1	-	NW119-MC1116	NW119-MC1132
	2	1	-	NW119-MC2116	NW119-MC3224
	0	1	-	NW119-MC0116	NW119-MC0132
	0	2	-	NW119-MC0216	NW119-MC0232
	0	3	-	NW119-MC0316	NW119-MC0332

CAT6 KVM Dongle



USB-C dongle



IF-DUSBP
DP - USB dongle



IF-DUSBH
HDMI - USB dongle



IF-DUSBD
DVI - USB dongle



IF-DUSB
VGA - USB dongle

Resolution Support **: 16:10 - max. 1920 x 1200
16:9 - max. 1920 x 1080
4:3 - max. 1600 x 1200

CAT6 Combo KVM	IP	Remote	8-port	16-port	32-port
	1	0	NW119-CIP8	NW119-CIP16	NW119-CIP32
	0	1	NW119-CCE8	NW119-CCE16	NW119-CCE32
	0	0	NW119-C8	NW119-C16	NW119-C32

Matrix DB-15 KVM	IP	Remote	8-port	16-port
	1	1	NW119-M118	NW119-M1116
	2	1	NW119-M218	NW119-M2116
	0	1	NW119-M018	NW119-M0116
	0	2	NW119-M028	NW119-M0216
	0	3	NW119-M038	NW119-M0316

DB-15 VGA USB KVM Cable



NB - 6 (6 ft)



NB - 10 (10 ft)





NB - 15 (15 ft)


Resolution Support **: 16:10 - max. 1920 x 1200
16:9 - max. 1920 x 1080
4:3 - max. 1600 x 1200

Combo DB-15 KVM	IP	Remote	8-port	16-port
	1	0	NW119-IP8	NW119-IP16
	0	1	NW119-CE8	NW119-CE8
	0	0	NW119-S8	NW119-S16

IP Console





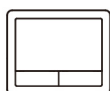



High Performance KVM Access Over IP


Connector : RJ45
 User management: 1 x active user, 15-user login
 Network protocol: DHCP / BOOTP / DNS
 Security : TLS 1.3, AES, LDAP, Active Directory (AD), HTTP(s)
 Browser : Chrome, Firefox, Edge, etc.
 Resolution : 16:9 - max. 1920x1080 / 16:10 - max. 1920x1200 / 4:3 - max. 1600x1200

STANDARD KEYBOARD










Ge G keyboard with touchpad



Gb G keyboard with trackball



Supporting layouts

America						
	U.S.					
EMEA						
	U.K.	Germany	France	Russia	Spain	Italy
Asia						
	Japan	Korea				

KEYBOARD OPTIONS

* US layout only

Me Mac keyboard with touchpad



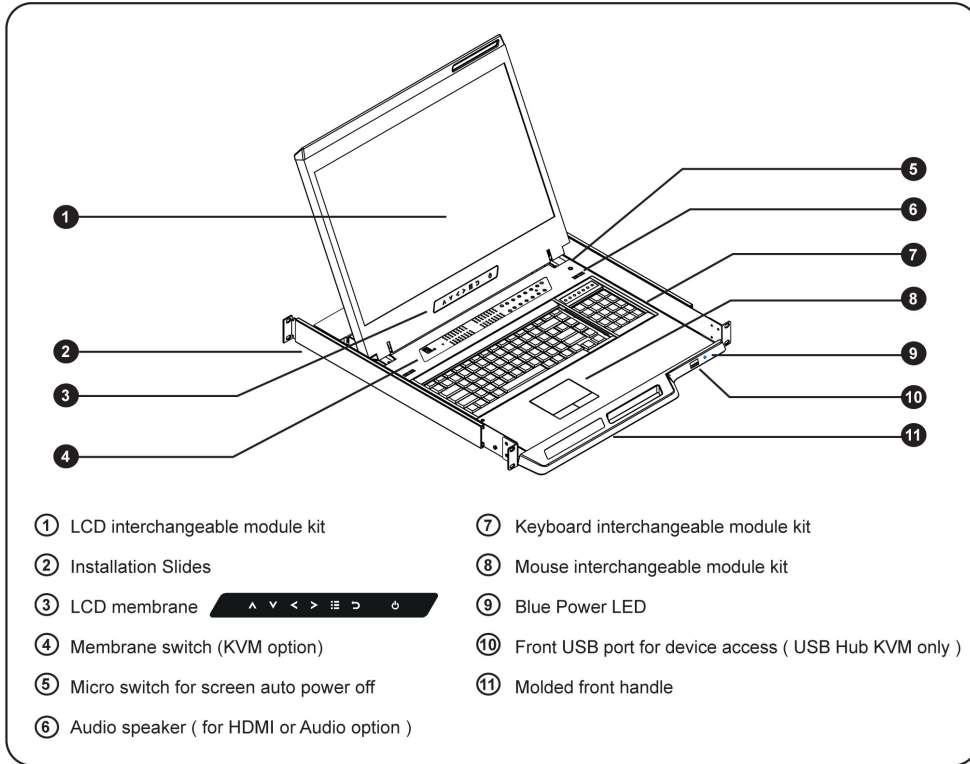
Se S keyboard with touchpad

Mb Mac keyboard with trackball

Sb S keyboard with trackball




STRUCTURE DIAGRAM



DIMENSION

This is subject to change without Notice. Final Drawings Will be Provided for Approval after Order.


Front View



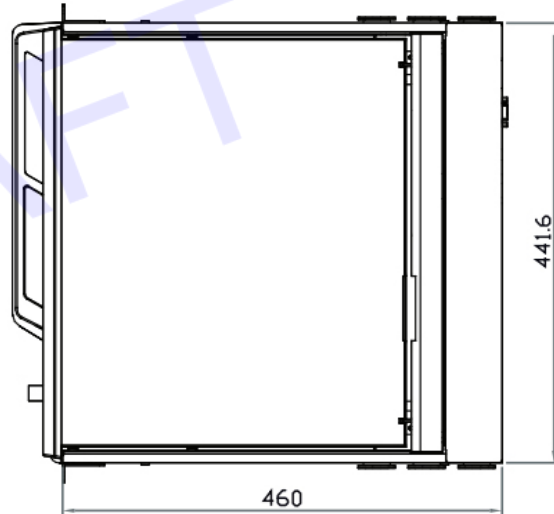
Rear View



Side View



Top View



Drawing No.: NW119e-SDI-05042022-V1