



**1U 24" WUXGA LCD Console Drawer, DVI-D + VGA Video input, USB KB / MS, 104-key keyboard w/ Trackball (b), Right Side Open**

**MODEL: NVPW1240b-R**



## FEATURES:

- 1U 24" LCD console drawer
- 1920 x 1200 WUXGA native resolution / 16.7M colors
- DVI-D + VGA video input / USB KB / MS
- 104-key keyboard with either touchpad or trackball
- One Man installation design
- Enhanced aesthetics with new molded front panel and 2-point lock
- 2-year standard warranty ( upgradable up to 5 years )

## SPECIFICATIONS:

Console Port	
Video input	VGA + DVI-D single link
KB / MS	USB interface
VGA console 6ft cable : NB-6 or	Drawer end : DB-15 + USB type A x 2
	Server end : DB-15 + USB type A x 2
DVI-D console 6ft cable : CV-6A	Drawer end : DVI-D + USB type A x 2
	Server end : DVI-D + USB type A x 2

LCD Panel	
Panel size ( diagonal )	24.1"
Native resolution	1920 x 1200
Brightness ( cd/m <sup>2</sup> )	300
Contrast ratio ( typ. )	1000 : 1
Colors	16.7 M
Viewing angle ( L/R/U/D )	89/89/89/89
Response time ( ms )	14
Dot pitch ( mm )	0.27
Display area ( mm )	518.4H x 324V
Surface treatment	Anti-glare, Hard-coating
Surface hardness	3H
Backlight type	LED
MTBF (hrs)	30,000

Mounting Distance	
Single console drawer	660 ~ 890 mm 26 ~ 35 inch
Console w/ KVM drawer	660 ~ 970 mm 26 ~ 38.2 inch

Video Option		
Digital	HDMI	HDMI 1.3 / HDCP 1.1

## OPTIONS

- Front USB hub port for device access
- HDMI 1.3 video input
- 3G / HD / SD-SDI Broadcast-grade input
- DC power : 12V / 24V / 48V / 125V
- MAC or SUN Micro keyboard options available

Power		
Input	Auto-sensing 100 to 240VAC, 50 / 60Hz	
Consumption (console / KVM)	Screen on	Max. 33W / Max. 65W
	Power saving mode	Max. 2W / Max. 30W
	Power button on	Max. 1W / Nil

Environment	
Operating temp.	0 to 55°C degree
Storage temp.	-20 to 60°C degree
Operating humidity	20~90%, non-condensing
Storage humidity	5 ~90%, non-condensing
Operating altitude	16,000 ft
Non-operating altitude	40,000 ft
Shock	10G acceleration ( 11ms duration )
Vibration	10~300Hz 0.5G RMS random vibration

Compliance	
EMC	FCC & CE
Safety	CE / LVD & UKCA
Environment	RoHS3 & REACH

Physical		
Dimensions; ( W x D x H )	Single console	442 x 690 x 44 mm 17.4 x 27.2 x 1.73 inch
	Console w/ KVM	442 x 800 x 44 mm 17.4 x 31.5 x 1.73 inch
Packing ( W x D x H )	Single console / Console w/ KVM	590 x 965 x 136 mm 23.2 x 38 x 5.4 inch
	Net weight	Single console
Console w/ KVM		16.1 kg / 35.4 lb
Gross weight	Single console	19.5 kg / 42.9 lb
	Console w/ KVM	22 kg / 48.4 lb

## MODELS with KVM

2K KVM	IP	Remote	8-port
	0	0	NVPW1240-D8

### 2K KVM Cable



NK6D (6 ft)  
DVI-D KVM cable



NK6H (6 ft)  
HDMI KVM cable

Resolution Support \*\*: 16:9 - max. 2560 x 1440  
16:10 - max. 1920 x 1200  
4:3 - max. 1600 x 1200

DVI-D KVM	IP	Remote	12-port
	0	0	NVPW1240-D12

### DVI-D USB KVM Cable

Resolution Support \*\*: 16:10 - max. 1920 x 1200  
16:9 - max. 1920 x 1080  
4:3 - max. 1600 x 1200



NI - 6 (6 ft)  
NI - 15 (15 ft)

Matrix CAT6 KVM	IP	Remote	8-port	16-port	32-port
	1	1	-	NVPW1240-MC1116	NVPW1240-MC1132
	2	1	-	NVPW1240-MC2116	NVPW1240-MC3224
	0	1	-	NVPW1240-MC0116	NVPW1240-MC0132
	0	2	-	NVPW1240-MC0216	NVPW1240-MC0232
	0	3	-	NVPW1240-MC0316	NVPW1240-MC0332

### CAT6 KVM Dongle



USB-C dongle



IF-DUSBP  
DP - USB dongle



IF-DUSBH  
HDMI - USB dongle



IF-DUSBD  
DVI - USB dongle



IF-DUSB  
VGA - USB dongle

Resolution Support \*\*: 16:10 - max. 1920 x 1200  
16:9 - max. 1920 x 1080  
4:3 - max. 1600 x 1200

CAT6 Combo KVM	IP	Remote	8-port	16-port	32-port
	1	0	NVPW1240-CIP8	NVPW1240-CIP16	NVPW1240-CIP32
	0	1	NVPW1240-CCE8	NVPW1240-CCE16	NVPW1240-CCE32
	0	0	NVPW1240-C8	NVPW1240-C16	NVPW1240-C32

Matrix DB-15 KVM	IP	Remote	8-port	16-port
	1	1	NVPW1240-M118	NVPW1240-M1116
	2	1	NVPW1240-M218	NVPW1240-M2116
	0	1	NVPW1240-M018	NVPW1240-M0116
	0	2	NVPW1240-M028	NVPW1240-M0216
	0	3	NVPW1240-M038	NVPW1240-M0316

### DB-15 VGA USB KVM Cable



NB - 6 (6 ft)



NB - 10 (10 ft)





NB - 15 (15 ft)


Resolution Support \*\*: 16:10 - max. 1920 x 1200  
16:9 - max. 1920 x 1080  
4:3 - max. 1600 x 1200

Combo DB-15 KVM	IP	Remote	8-port	16-port
	1	0	NVPW1240-IP8	NVPW1240-IP16
	0	1	NVPW1240-CE8	NVPW1240-CE8
	0	0	NVPW1240-S8	NVPW1240-S16

## IP Console







**High Performance KVM Access Over IP**

Connector : RJ45

User management : 1 x active user, 15-user login

Network protocol : DHCP / BOOTP / DNS

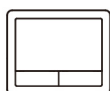

Security : TLS 1.3, AES, LDAP, Active Directory (AD), HTTP(s)

Browser : Chrome, Firefox, Edge, etc.


Resolution : 16:9 - max. 1920x1080 / 16:10 - max. 1920x1200 / 4:3 - max. 1600x1200

## STANDARD KEYBOARD










**Ge** G keyboard with touchpad



**Gb** G keyboard with trackball



### Supporting layouts

America						
	U.S.					
EMEA						
	U.K.	Germany	France	Russia	Spain	Italy
Asia						
	Japan	Korea				

## KEYBOARD OPTIONS

\* US layout only

**Me** Mac keyboard with touchpad



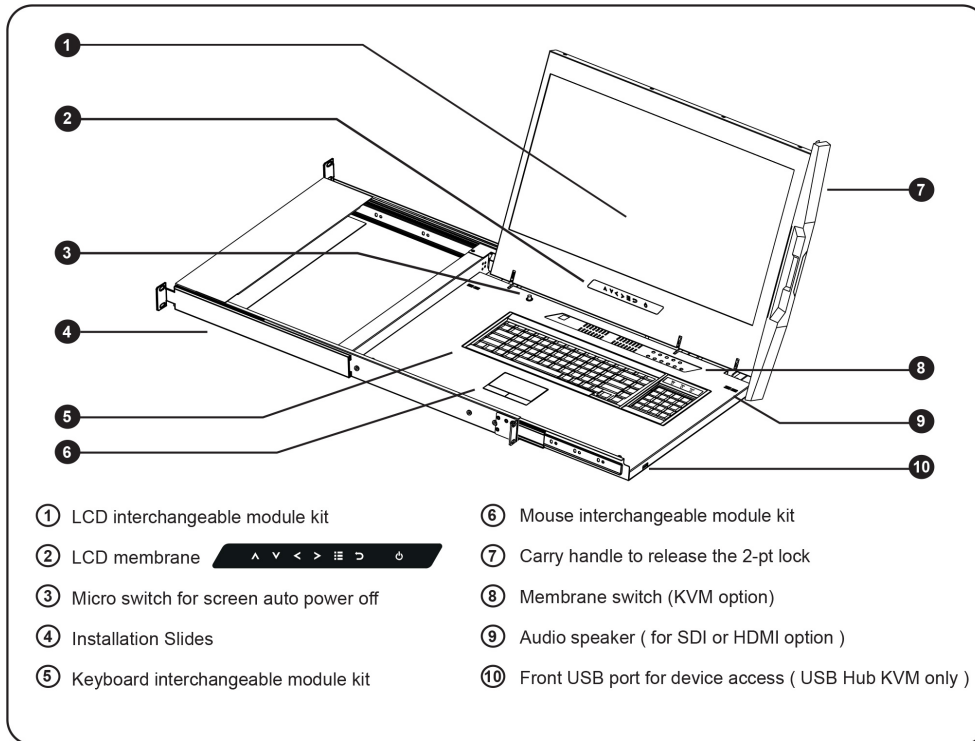
**Se** S keyboard with touchpad

**Mb** Mac keyboard with trackball

**Sb** S keyboard with trackball



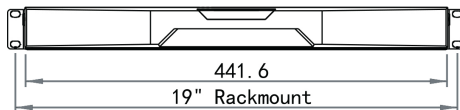
## STRUCTURE DIAGRAM



## DIMENSION

*This is subject to change without Notice. Final Drawings Will be Provided for Approval after Order.*

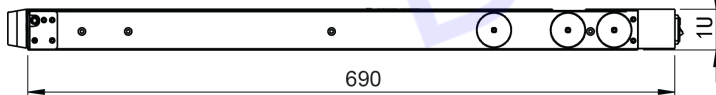
Front View



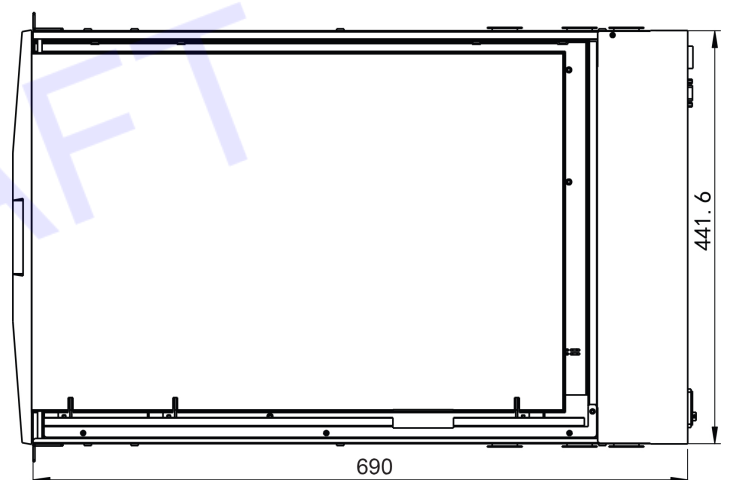
Rear View



Side View



Top View



Drawing No.: NVPW1240b-R-05112022-V1