



1U 21" Wide 1920x1080 FHD LCD Console Drawer 770mm Chassis Depth, VGA + DVI-D + SDI Video input USB KB / MS 104-key keyboard w/ Trackball (b)

MODEL: NVPW1215b-SDI



FEATURES:

- 1U 21" LCD console drawer
- 1920 x 1080 native resolution / 16.7M colors
- DVI-D + VGA video input / USB KB / MS
- 104-key keyboard with either touchpad or trackball
- One Man installation design
- Enhanced aesthetics with new molded front panel and 2-point lock
- 2-year standard warranty (upgradable up to 5 years)

SPECIFICATIONS:

| Console Port | |
|---------------------------------|--|
| Video input | VGA + DVI-D + SDI |
| KB / MS | USB interface |
| VGA console 6ft cable : NB-6 or | Drawer end : DB-15 + USB type A x 2 Server end : DB-15 + USB type A x 2 |
| DVI-D console 6ft cable : CV-6A | Drawer end : DVI-D + USB type A x 2 Server end : DVI-D + USB type A x 2 |

| LCD Panel | |
|----------------------------------|------------------------|
| Panel size (diagonal) | 21.5" |
| Native resolution | 1920 x 1080 |
| Brightness (cd/m ²) | 250 |
| Contrast ratio (typ.) | 1000 : 1 |
| Colors | 16.7 M |
| Viewing angle (L/R/U/D) | 85/85/80/80 |
| Response time (ms) | 5 |
| Dot pitch (mm) | 0.248 |
| Display area (mm) | 476.64H x 268.11V |
| Surface treatment | Haze 25%, Hard-coating |
| Surface hardness | 3H |
| Backlight type | LED |
| MTBF (hrs) | 30,000 |

| Mounting Distance | |
|-----------------------|----------------------------------|
| Single console drawer | 630 ~ 860 mm 24.8 ~ 33.9 inch |
| Console w/ KVM drawer | 630 ~ 940 mm 24.8 ~ 37 inch |

| Video Option | | |
|--------------|-------------------|---------------------|
| Digital | HDMI | HDMI 1.4 / HDCP 1.4 |
| | Display port | DP 1.0 / HDCP 1.3 |
| Analog | Composite (BNC) | NTSC & PAL |

OPTIONS

- Front USB hub port for device access
 - HDMI 1.4 + Audio input & output
 - HDMI 1.4 video input
 - DP 1.0 video input
 - 3G / HD / SD-SDI Broadcast-grade input
 - Composite
 - DC power : 12V / 24V / 48V / 125V
 - MAC or SUN Micro keyboard options available
- * No DVI-D after integration of DP 1.0 video input*

| Power | | |
|-----------------------------|---------------------------------------|---------------------|
| Input | Auto-sensing 100 to 240VAC, 50 / 60Hz | |
| Consumption (console / KVM) | Screen on | Max. 28W / Max. 62W |
| | Power saving mode | Max. 2W / Max. 34W |
| | Power button on | Max. 1W / Nil |

| Environment | |
|------------------------|------------------------------------|
| Operating temp. | 0 to 55°C degree |
| Storage temp. | -20 to 60°C degree |
| Operating humidity | 20~90%, non-condensing |
| Storage humidity | 5 ~90%, non-condensing |
| Operating altitude | 16,000 ft |
| Non-operating altitude | 40,000 ft |
| Shock | 10G acceleration (11ms duration) |
| Vibration | 10~300Hz 0.5G RMS random vibration |

| Compliance | |
|-------------|--------------------|
| EMC | FCC & CE certified |
| Safety | CE / LVD & UKCA |
| Environment | RoHS3 & REACH |

| Physical | | |
|------------------------------|---------------------------------|--|
| Dimensions; (W x D x H) | Single console | 442 x 670 x 44 mm 17.4 x 26.4 x 1.73 inch |
| | Console w/ KVM | 442 x 770 x 44 mm 17.4 x 30.3 x 1.73 inch |
| Packing (W x D x H) | Single console / Console w/ KVM | 595 x 910 x 140 mm 23.4 x 35.8 x 5.5 inch |
| | Net weight | Single console |
| Console w/ KVM | | 15.5 kg / 34.1 lb |
| Gross weight | Single console | 18.9 kg / 41.6 lb |
| | Console w/ KVM | 21.4 kg / 47.1 lb |

MODELS with KVM

| 2K KVM | IP | Remote | 8-port |
|--------|----|--------|-------------|
| | 0 | 0 | NVPW1215-D8 |

2K KVM Cable



NK6D (6 ft)
DVI-D KVM cable



NK6H (6 ft)
HDMI KVM cable

Resolution Support **: 16:9 - max. 2560 x 1440
16:10 - max. 1920 x 1200
4:3 - max. 1600 x 1200

| DVI-D KVM | IP | Remote | 12-port |
|-----------|----|--------|--------------|
| | 0 | 0 | NVPW1215-D12 |

DVI-D USB KVM Cable

Resolution Support **: 16:10 - max. 1920 x 1200
16:9 - max. 1920 x 1080
4:3 - max. 1600 x 1200



NI - 6 (6 ft)
NI - 15 (15 ft)

| Matrix CAT6 KVM | IP | Remote | 8-port | 16-port | 32-port |
|--------------------|----|--------|--------|-----------------|-----------------|
| | 1 | 1 | - | NVPW1215-MC1116 | NVPW1215-MC1132 |
| | 2 | 1 | - | NVPW1215-MC2116 | NVPW1215-MC3224 |
| | 0 | 1 | - | NVPW1215-MC0116 | NVPW1215-MC0132 |
| | 0 | 2 | - | NVPW1215-MC0216 | NVPW1215-MC0232 |
| | 0 | 3 | - | NVPW1215-MC0316 | NVPW1215-MC0332 |

CAT6 KVM Dongle



USB-C dongle



IF-DUSBP
DP - USB dongle



IF-DUSBH
HDMI - USB dongle



IF-DUSBD
DVI - USB dongle



IF-DUSB
VGA - USB dongle

Resolution Support **: 16:10 - max. 1920 x 1200
16:9 - max. 1920 x 1080
4:3 - max. 1600 x 1200

| CAT6 Combo KVM | IP | Remote | 8-port | 16-port | 32-port |
|----------------------|----|-------------|---------------|----------------|----------------|
| | 1 | 0 | NVPW1215-CIP8 | NVPW1215-CIP16 | NVPW1215-CIP32 |
| | 0 | 1 | NVPW1215-CCE8 | NVPW1215-CCE16 | NVPW1215-CCE32 |
| 0 | 0 | NVPW1215-C8 | NVPW1215-C16 | NVPW1215-C32 | |

| Matrix DB-15 KVM | IP | Remote | 8-port | 16-port |
|---------------------|----|--------|---------------|----------------|
| | 1 | 1 | NVPW1215-M118 | NVPW1215-M1116 |
| | 2 | 1 | NVPW1215-M218 | NVPW1215-M2116 |
| | 0 | 1 | NVPW1215-M018 | NVPW1215-M0116 |
| | 0 | 2 | NVPW1215-M028 | NVPW1215-M0216 |
| | 0 | 3 | NVPW1215-M038 | NVPW1215-M0316 |

DB-15 VGA USB KVM Cable



NB - 6 (6 ft)



NB - 10 (10 ft)





NB - 15 (15 ft)


Resolution Support **: 16:10 - max. 1920 x 1200
16:9 - max. 1920 x 1080
4:3 - max. 1600 x 1200

| Combo DB-15 KVM | IP | Remote | 8-port | 16-port |
|--------------------|----|-------------|--------------|---------------|
| | 1 | 0 | NVPW1215-IP8 | NVPW1215-IP16 |
| | 0 | 1 | NVPW1215-CE8 | NVPW1215-CE8 |
| 0 | 0 | NVPW1215-S8 | NVPW1215-S16 | |

IP Console







High Performance KVM Access Over IP

Connector : RJ45

User management: 1 x active user, 15-user login

Network protocol: DHCP / BOOTP / DNS

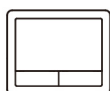

Security : TLS 1.3, AES, LDAP, Active Directory (AD), HTTP(s)

Browser : Chrome, Firefox, Edge, etc.


Resolution : 16:9 - max. 1920x1080 / 16:10 - max. 1920x1200 / 4:3 - max. 1600x1200

STANDARD KEYBOARD










Ge G keyboard with touchpad



Gb G keyboard with trackball



Supporting layouts

| | | | | | | |
|---------|---|---|---|---|---|---|
| America |  | | | | | |
| | U.S. | | | | | |
| EMEA |  |  |  |  |  |  |
| | U.K. | Germany | France | Russia | Spain | Italy |
| Asia |  |  | | | | |
| | Japan | Korea | | | | |

KEYBOARD OPTIONS

* US layout only

Me Mac keyboard with touchpad



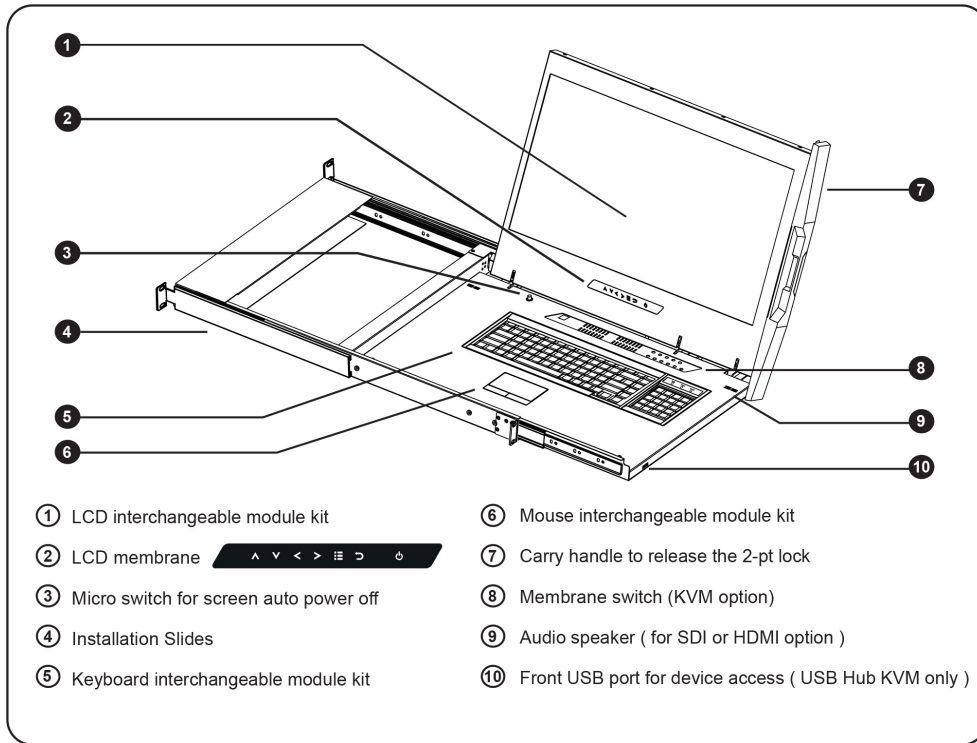
Se S keyboard with touchpad

Mb Mac keyboard with trackball

Sb S keyboard with trackball



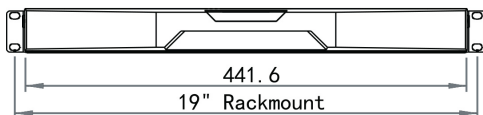
STRUCTURE DIAGRAM




DIMENSION

This is subject to change without Notice. Final Drawings Will be Provided for Approval after Order.


Front View



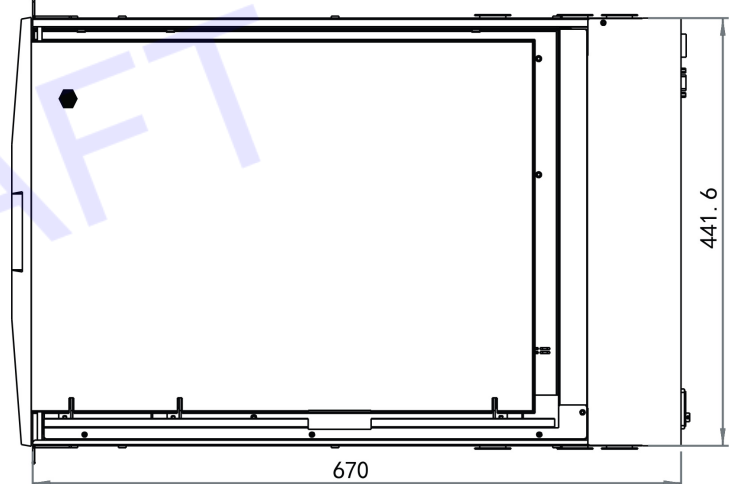
Rear View



Side View



Top View



Drawing No.: NVPW1215b-SDI-05112022-V1