





Embedded Box PC
 Intel Celeron N3350, 4GB DDR3 RAM, 32GB SSD,
 Power supply, Power cable, Wall mount
 One year warranty

Model: LPC2300

FEATURES

- Intel Celeron N3350
- 6x Ethernet Ports
- 1xHDMI (3840x2160), 1x VGA (1600 x 1200)
- 2x USB 3.0, 2x USB 2.0, 1x RS-232/422/485 DB9 Male
- 1x2.5" HDD/SSD Drive Bay

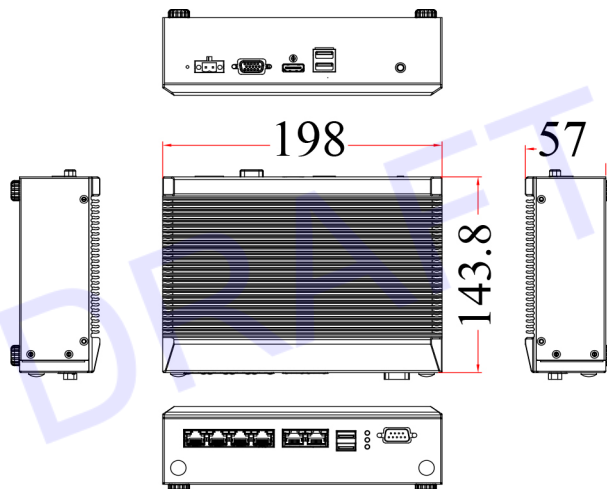
PRODUCT I/O VIEW



- | | | | |
|---------------------------------------|-----------------------|----------------|----------------|
| A LAN x 6 or LAN x 2 + PoE x 4 | D COM | G HDMI | J Reset |
| B USB 3.0 x 2 | E Power On/Off | H VGA | |
| C LED | F USB 2.0 x 2 | I DC-IN | |

MECHANICAL DRAWING

This is subject to change without Notice. Final Drawings Will be Provided for Approval after Order.



SPECIFICATIONS

PROCESSOR SYSTEM	
CPU	Intel® Celeron® N3350
Frequency	2GHz/1.8GHz
Core Number	4C/4C/2C
BIOS	AMI 64Mbit SPI Flash BIOS
Fanless	Yes
MEMORY	
Technology	DDR3L 1333/1600 MHz
Max. Capacity	8GB
Socket	1x 204-pin SODIMM
GRAPHIC	
Controller	Intel® HD Graphics
HDMI VGA	1xHDMI, 3840x2160 @30Hz 1xVGA
Ethernet	
Controller	Intel® i219 and i211
Speed	10/100/1000 Mbps
Interface	6xRJ45
STORAGE	
Type	SATA III
Installation	1x mSATA Socket
Type	SATA III
Installation	1x2.5" HDD/SSD Drive Bay
I/O	
Serial Port	1x RS-232/422/485, DB9 Male
Digital I/O	-
USB 2.0	2x Type A
USB 3.0	2x Type A
Power-On/Reset Button	1x Power On/Off, 1x Reset
Remote Power Switch	Yes
LED	Power, HDD Access, 3G Status
Antenna Hole	2 x SMA Antenna Holes
EXPANSION INTERFACE	
Mini-PCIe	1x Full-sized Socket and 1x Half-sized Socket with SIM Card Reader

WATCHDOG TIMER	
Watchdog Timer 1-255 Level Time Interval System Reset, Programmable Software	
POWER	
Power Type	ATX
Power Supply Voltage	+ 12VDC~ + 36VDC
Connector	2-pin Terminal Block
Power Consumption (Idle)	TBD
Power Consumption (Full Load)	TBD
Power Adaptor	60W24V/2.5AFSP Adapter 120W24V/5AFSP Adapter
ENVIRONMENT	
Operating Temperature	0°C~55°C
Storage Temperature	-20°C~70°C
Relative Humidity	5%~95% (Non-condensing)
Vibration	IEC 60068-2-64, 0.5Grms, Random 5 -500 Hz, 40 Mins/Axis
MECHANICAL	
Dimension (Wx Hx D)	TBA
Construction	Aluminum
Weight	TBA
Mounting	Wall, DIN-rail, Rack, VESA
DRIVER SUPPORT	
Microsoft Windows	WES7E, Win 7 Pro FES, WE 8.1 Industry Pro (64-bit)
Linux	Kernel 3.12
CERTIFICATION	
EMC	CE/FCC, Class A
Safety	-

*Specifications subject to change without notice, not responsible for typographical errors.

STANDARD ACCESSORIES

- SATA SSD/HDD Cable with Power
- Metal Brkt Black Wallmount-4

OPTIONAL ACCESSORIES

- 60W 24V 2.5A FSP Power Adapter

