

CARRY-ON 4K BROADCAST DIRECTOR MONITOR

15.6" 4K Full HD Broadcast Director Monitor Multiple Views,
HDR-3D-LUT, SDI, HDMI, DVI and VGA Input

MODEL: LCOW1560K



HDR

When HDR is activated, the display reproduces a greater dynamic range of luminosity, allowing lighter and darker details to be displayed more clearly. Effectively enhancing the overall picture quality.



Without HDR

Inaccurate exposure, reduced image detail,
unsatisfactory viewing experience.

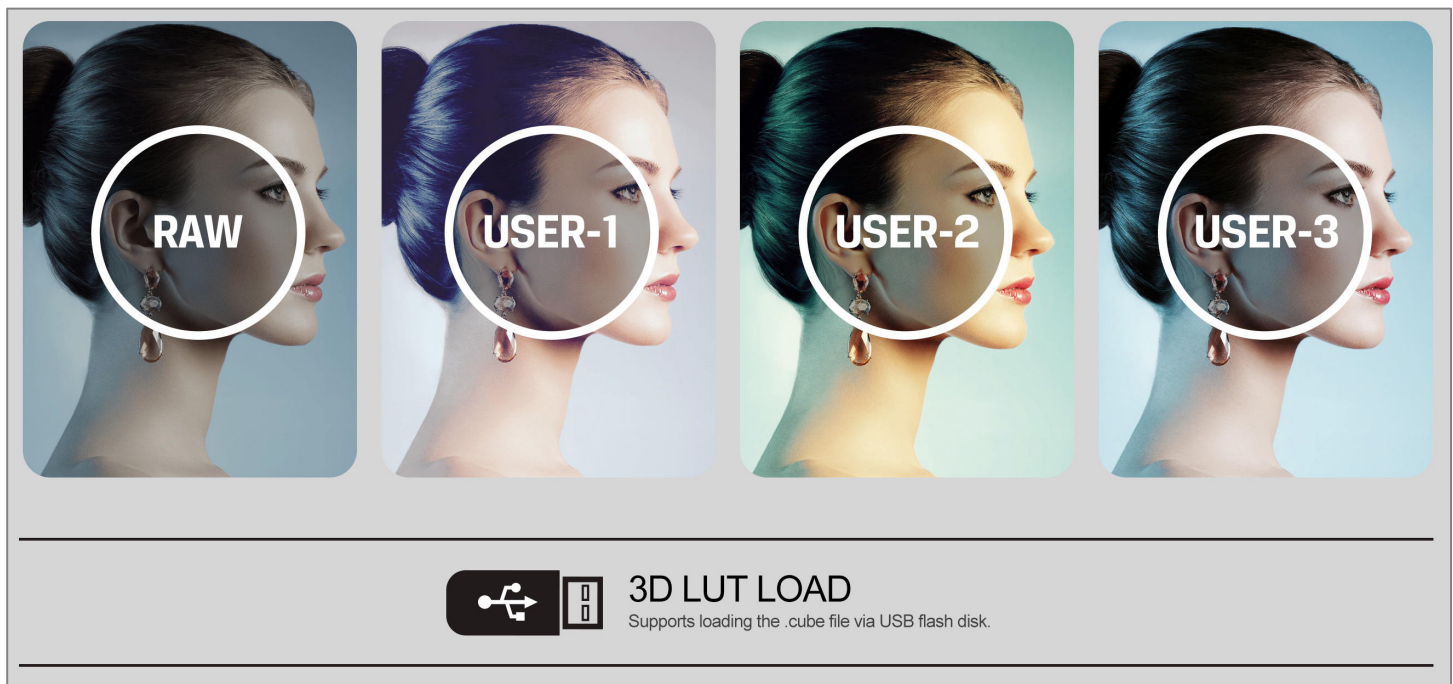


With HDR

Enjoy sharper images,
greater detail and richer colors.
Auto / HDR10 are for optional.


3D LUT

Wider color gamut range to make precise color reproduction of Rec. 709 color space with built-in 3D LUT, featuring 3 user logs.



MULTIPLE VIEWS DISPLAY

It supports quad views splitted from different inputs signals simultaneously such as SDI, HDMI, DVI and VGA.



CAMERA AUXILIARY FUNCTIONS

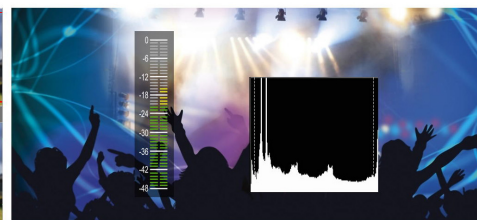
Plenty of auxiliary functions for taking and making movies, such as peaking, false color and audio level meter.



PEAKING FILTER (SDI)



MARKER

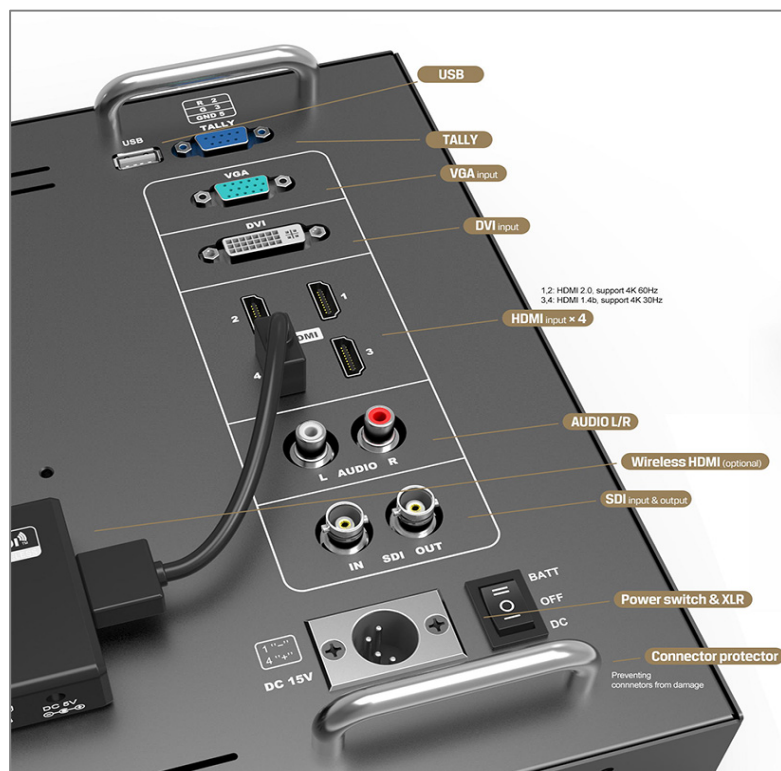


AUDIO LEVEL METER / HISTOGRAM



6U Rack Mount Intelligent SDI Monitoring

It has various of mounting methods for broadcast, on-site monitoring and live broadcast van, etc. As well as setup a video wall of rack monitors in control room and see all the scenes. A 6U rack for a customized monitoring solution also can be supported for viewing different angles and images displays.



Wireless HDMI (optional)

With Wireless HDMI (WHDI) technology, which has a 50-meter transmission distance, supports up to 1080p 60Hz. One transmitter can work with one or more receivers.

SPCIFICATIONS

DISPLAY	
Panel	15.6" 8bit
Resolution	3840x2160
Aspect Ratio	16:9
Brightness	330cd/m ²
Contrast Ratio	1000:1
Viewing Angle	176°/176°
INPUT	
3G-SDI	1
Wireless HDMI	1 (optional)
HDMI	HDMI 2.0x2 (support 4k 60Hz) HDMI 1.4x2 (support 4k 30Hz)
DVI	1
Audio	2 (L/R)
Tally	1
USB	1
OUTPUT	
3G-SDI	1
AUDIO	
Speaker	1
Ear Phone Slot	1
POWER	
Current	1.2A (15V)
Input Voltage	---DC 12-24V (XLR)---
Battery Plate	--- V-mount / Anton Bauer mount---
Power Consumption	≤18W
ENVIRONMENT	
Operating Temp	-0°C ~ 60°C
Storage Temp	-20°C ~ 60°C
DIMENSION	
Dimension (LWD) mm	389x267x38
Dimension (LWD) with case	524x305x170
Weight	3.4kg
Weight (with case)	12kg

**Specifications subject to change without notice, not responsible for typographical errors.*

SDI Format	
SMPTE-125M	480i(59.94)
SMPTE-274M	1080i(60/59.94/50) 1080p(30/29.97/25/24/24sF/23.98/23.98sF)
SMPTE-292M	1080p(30/29.97/25/24/24sF/23.98/23.98sF)
SMPTE-296M	720p(60/59.94/50/30/29/25/24/23.98)
SMPTE-372M	720p(60/59.94/50) 1080i(29.97/25/24/23.98) 1080p(60/59.94/50/30/29.97/25/24/23.98)
SMPTE-425M	1080p(60/59.94/50)
ITU-RBT.656	576i(50)
HDMI Format	
3G-SDI	4K, 1080p, 1080i, 720p, 576p, 576i, 480p

ACCESSORIES	
Folding sun shade cover	1 piece
Carry-on suitcase	1 piece
15V 4A DC adapter	1 piece
Adapter fixing belt	2 pieces
Battery plate bracket	1 piece
Base bracket	1 pair
V-mount or Anton Bauer mount	1 piece
TALLY connector (in bulk)	1 piece
Manual	1 copy
WHDI Accessories (optional)	1 pair
Acrylic screen protector (for LCOW1560K only) (optional)	1 piece