

Ruggedized IP65

10.1" HMI Panel PC Model: WPMPC1010W-I93SHM

Product Features:

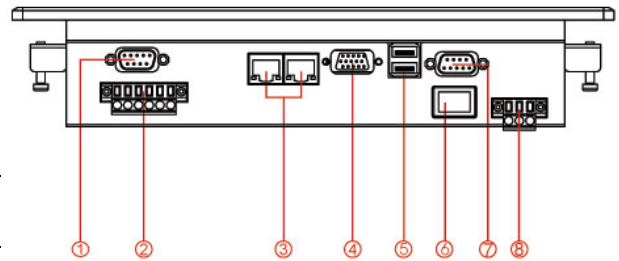
- 10" TFT LCD with resistive touch screen
- Embedded intel® Atom Z510P/Z530P 1.1GHz/1.6GHz processor
- Support Dual Gigabit Ethernet
- Fanless and Ultra-low power consumption

Specifications:

Display	Model Name	WPMPC1010W-I93SHM
	Size/Type	10" TFT(LED Back Light)
	Resolution (pixels)	1024 x 600
	Number of Colors	256 K
	Brightness (cd/m2)	250
	Contrast Ratio	500:1
	Viewing Angle	-70~70 (H) ; -40~60 (V)
System	Processor	Intel® Atom Z510P/Z530P 1.1GHz/1.6GHz
	Chipset	Intel® US15W XL
	Memory	1 x SO-DIMM 512MB DDR2 400/533 (max 2GB)
	IDE/SATA	1 x 44pin IDE (UDMA33/66/100)
	LAN	Dual Realtek RTL8111B Gigabit LAN Controller
	Storage	1 x Mini PCI-E SSD
	USB Port	2 x USB
Input / Output	Ethernet	2 x RJ45-10/100/1000
	VGA	1 x VGA (female)
	RS-232	1 x RS-232 COM Port
	RS-422/485	1 x RS-232/422 / 485 COM Port (Default RS-485)
	CAN BUS	1 x CAN BUS (optional)
	DC-IN	1 x Terminal Block (phoenix type)
	Power	Power Input
Power consumption		15W (typ.) (Max.backlight & high CPU load)
Environment	Operating Temperature	0 deg.C to 50 deg.C
	Humidity	30% to 90% (non condensing)
Driver OS Support	Windows XP embedded / Windows 7 / Windows XPP Embedded / Linux / Win CE Pro Run Time	
Accessories	External Adapter	110~230V Ac-in Power Adapter
	Mechanical	Panel Mount (6mm bezel)
Default	Touch	4 Wires Resistive
	CPU	Z510P 1.1GHz (optional for 1.6GHz)
	Storage	1 x Mini PCI-E SSD 4GB
	RAM	1 x SO-DIMM DDR2 400/533 512MB

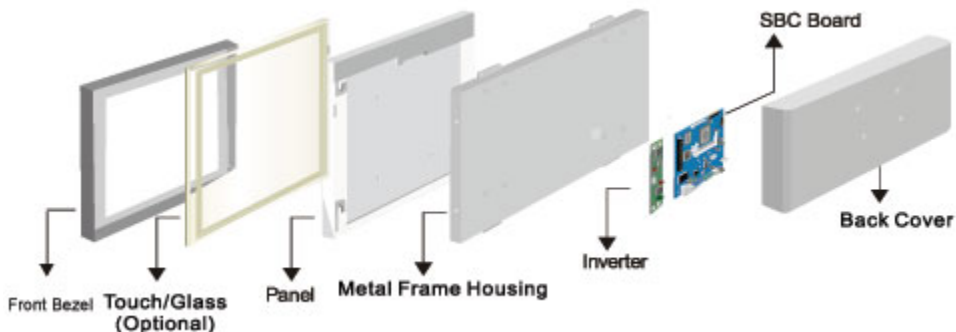


I / O View:

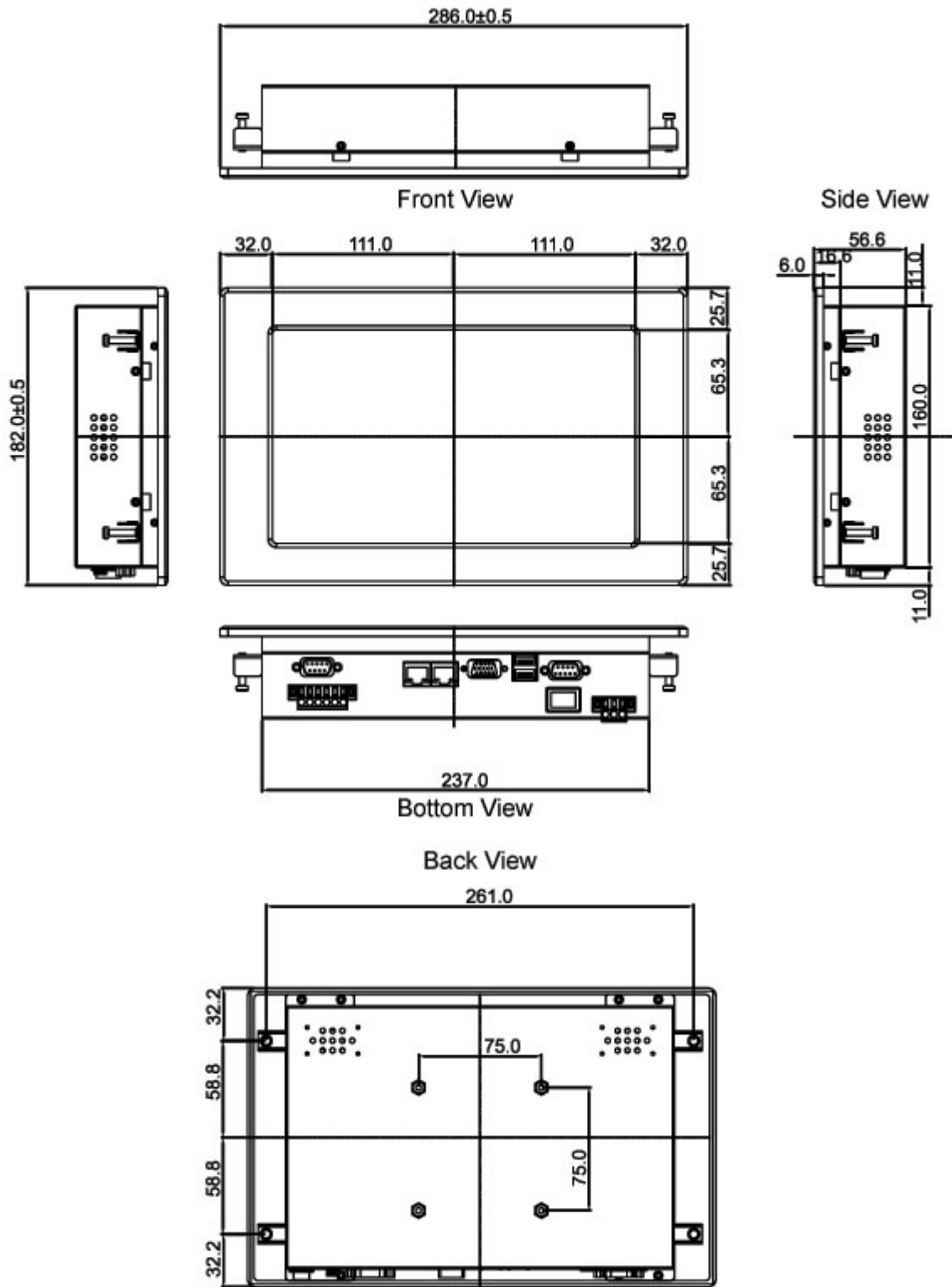


1. RS-485 (Default)
2. CAN BUS (optional)
3. 2 x LAN
4. VGA
5. 2 x USB
6. Push button
7. RS-232
8. 12V DC-IN Terminal Block (Phoenix type)

Mechanical Design:



Dimensions:



*Total dimension: L x H x D=286 x 182 x 56.6mm

Cutout dimension: 239 x 170mm

* Note: this is a simplified drawing and some components are not marked in detail.

Please contact our sales representative if you need further product information

CUT OUT DIMENSION (293*170mm)