

# HMI Panel PC

## 6.5" HMI Panel PC w/ LED Backlight (Model: WPMHC6400P1-A2)

### Product Features:

- 6.5" TFT LCD with resistive touch screen
- Embedded intel® Atom Z510P 1.1GHz processor
- Support Dual Gigabit Ethernet
- Fanless and Ultra-low power consumption
- Aluminium Front Bezel

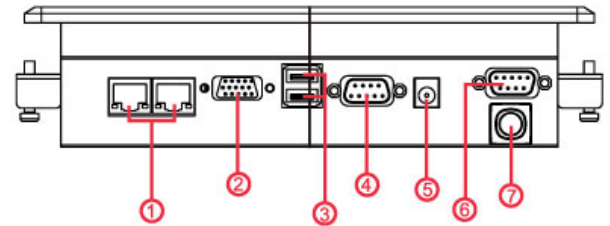
### Specifications:

Display	Model Name	WPMHC6400P1-A2
	Size/Type	6.5" TFT/LED Backlight
	Resolution (pixels)	640 x 480
	Number of Colors	16.2M
	Brightness (cd/m2)	700
	Contrast Ratio	600:1
	Viewing Angle	-80~80 (V) ; -70~70 (H)
System	Processor	Intel® Atom Z510P 1.1GHz
	Chipset	Intel® US15W XL
	Memory	1 x SO-DIMM 512MB DDR2 400/533 (max 2GB)
	LAN	Dual Realtek RTL8111B Gigabit LAN Controller
	Storage	1 x Mini PCI-E SSD
Input / Output	USB Port	2 x USB 2.0
	Ethernet	2 x RJ45-10/100/1000
	VGA	1 x VGA (female)
	RS-232	1 x RS-232 COM Port
	RS-422/485	1 x RS-232/422 / 485 COM Port ( Default RS-485)
	DC-Input	1 x 2.5 DC Jack
Power	Power Input	12V DC-IN
	Power consumption	20W (typ.) (Max.backlight & high CPU load)
Environment	Operating Temperature	-10 deg.C to 60 deg.C
	Humidity	30% to 90% ( non condensing )
Driver OS Support	Windows XP embedded / Win 7 Pro Embedded / Win 7 WS7E / Windows XPP Embedded / Linux / Win CE 6.0 Core Runtime	
Accessories	External Adapter	110~230V Ac-in Power Adapter
Default	Mechanical	Panel Mount (6mm bezel)
	Touch	4 Wires Resistive
	CPU	Z510P 1.1GHz (Z530P by request)
	Storage	1 x Mini PCI-E SSD 8GB
	RAM	1 x SO-DIMM DDR2 400/533 512MB



Panel Mount  
6mm Front bezel

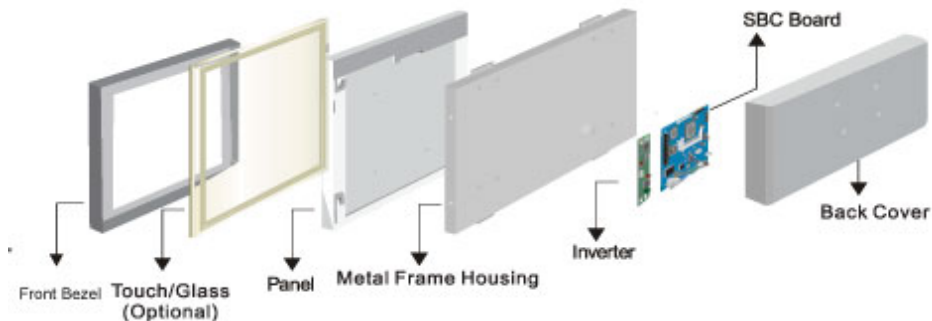
### I / O View:



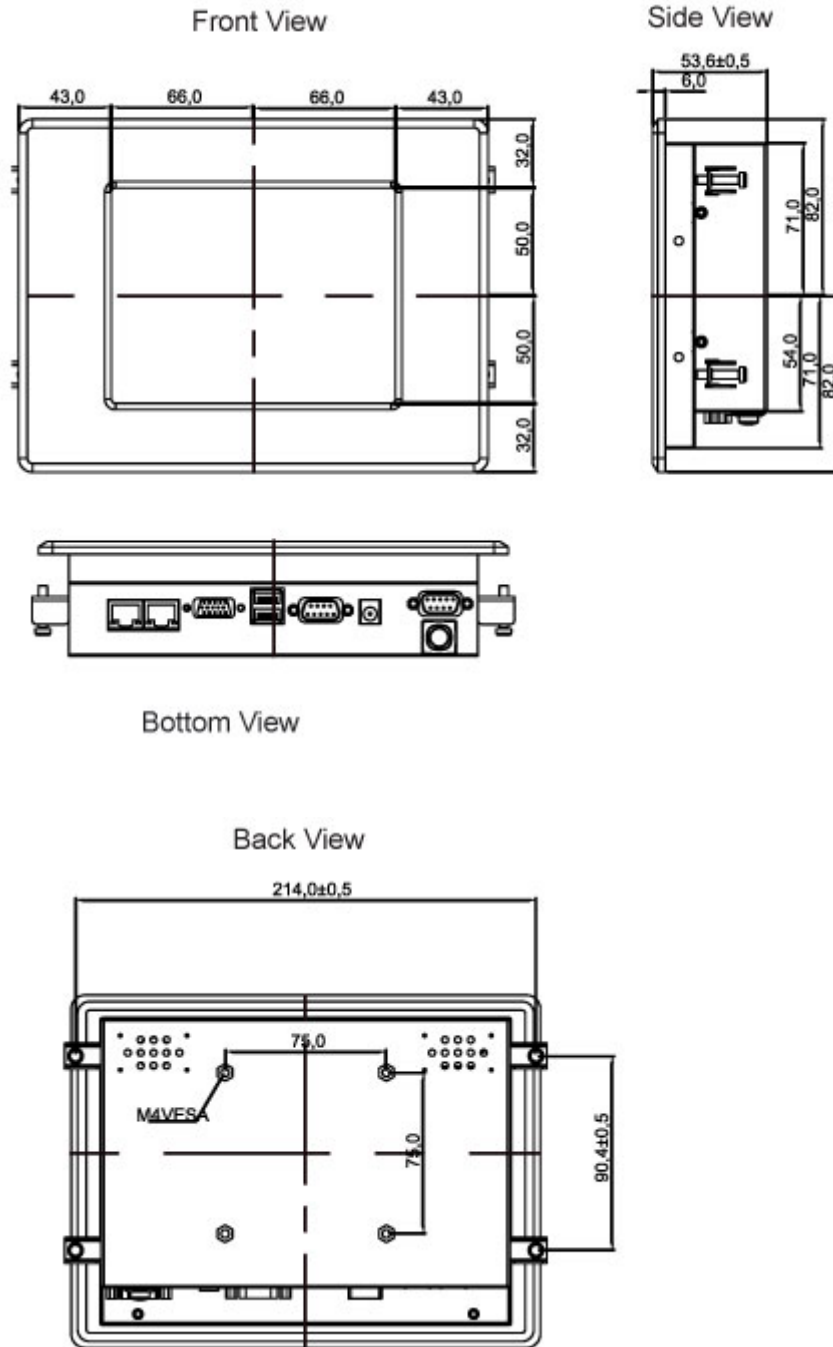
1. RJ-45
2. VGA Out
3. USB
4. RS-232

5. 12V DC-in
6. RS-485 (Default)
7. Power Button

### Mechanical Design:



Dimensions:



- Total dimension: L x H x D=218 x 164 x 53.6mm Cutout dimension: 192 x 144mm
- Note: this is a simplified drawing and some components are not marked in detail. Please contact our sales representative if you need further product information