

# All in one PC Widescreen Display

Chassis Mount, 65" LCD monitor, 1920 x 1080, 380 nits, Intel® Core™ DH67CF +i5-2400s quad core solution, LED backlight of panel +Flex wall mount., 4GB Memory and 250GB HDD and WiFi. PC SWOP Features.

(Model: BCPCW6500HDi5)



**FEATURES:**

- Optical Multi Touch Provide Best Clarity of image with Protective Front Glass
- Metal Chassis Housing with built in speakers
- IR Remote Sensor
- Auto Power On/Off and Auto Signal On/Off


**BCPC Series All in one PC with/ without Optical Multi Touch Widescreen Display Chassis Mount LCD Monitor (SWOP PC Tray)**

- Perforated rear Cover provide ample ventilation
- Recess handle can easily handle and install (42" and above)
- VESA Mount for Surface Mount

**I/O Ports:**



- SWOP PC Tray for easy service and upgrade hard drive.
- Large Handle for Easy Grip



### Display Specifications – LED PANEL

Active Screen Size	65" (16:9)
Display Area(mm)	1428.48 (H) x 803.52 (V)
Number of Pixels	1920 x 1080
Contrast Ratio	4000 : 1
Colors	1073.7M (10bit)
Brightness(cd/m 2 )	500
View Angle	R/L178° x U/D178°
Response Time	5.5 ms
Backlight Life Time	50,000/hr

### Power

Power Input	100V~240V AC 50/60Hz
Total Power Consumption	455 W

### Mechanical Specifications

Operating Temp.	0°~35°C
Relative Humidity	20~80% RH
Storage Temp.	-20°~40°C
Dimensions(mm)	1553(L)x927(W)x151(D)
Mounting(LxW/mm)	800(L)x200(W)

### Accessories

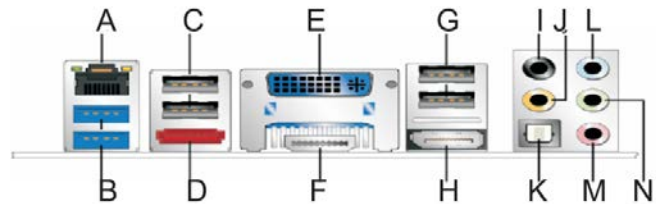
CD x 1
Power Core x 1
Wall mount x 1
Remote Control x 1
I/O Cover x 1



### System Specifications

CHIPSET	Intel DH67CF
CPU	With in i5-2400s
DRAM	2G up to 16G
Storage	Space for 2.5" HDD x 1
Expansion	PCI slot x 1 , Mini PCI slot x 1
Fanless / Fan	Fanless
Touch Screen	Multi-Optical Touch (option)
Wifi / AR glass	(option)


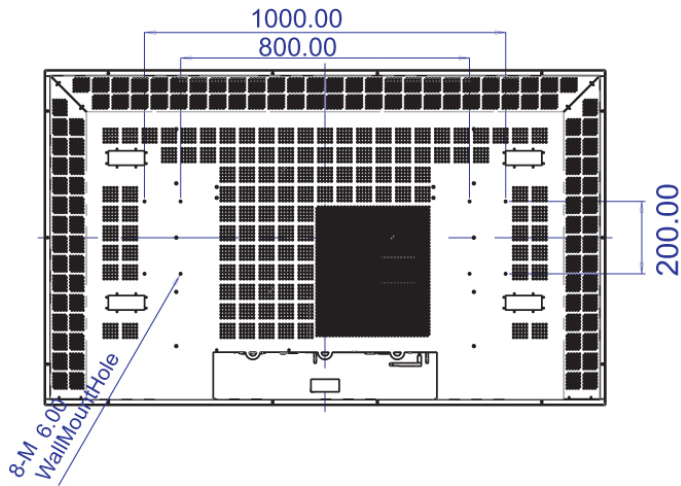

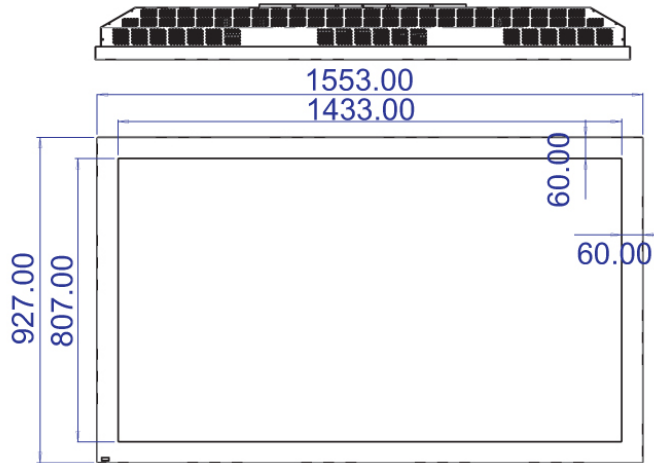
### I/O Ports



- A - LAN PORT
- B - USB 3.0 ports
- C - USB 2.0 ports
- D - eSATA connector
- E - DVI-I connector
- F - HDMI connector
- G - USB 2.0 ports
- H - Displayport connector
- I - Rear surround
- J - Center channel and LFE (subwoofer)
- K - S/PDIF out (optical)
- L - Line in
- M - Mic in/side surround
- N - Line out/front speakers



## Mechanical Drawings



## Included Low Profile Wallmount Bracket

